

30 June 2024



GYROSTAT

CAPITAL MANAGEMENT

Gyrostat Risk Managed Equity Fund

Capital growth and income whilst hedging equity market risk

Web: gyrostat.com.au

Tel: 03 8678 1742

ARSN

651 853 799

Eligibility

Investors who qualify as 'Wholesale Clients'

Responsible
Entity

One Managed Investment Funds Limited
(ACN 117 400 987)

Investment
Manager

Gyrostat Capital Management Advisers Pty Ltd
(ACN 168 737 246)

Gyrostat Risk Managed Equity Fund

Meeting client needs: lower risk retirement investors - don't ignore sequencing risk

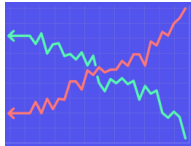
Portfolio structure from 'accumulation' to 'retirement' adjust Australian equities to:



Lower volatility – 3Yr 7.92% pa* ; 13 years no quarterly losses > 3%



Sequencing risk – designed to increase in value on major market falls (track record since 2010)



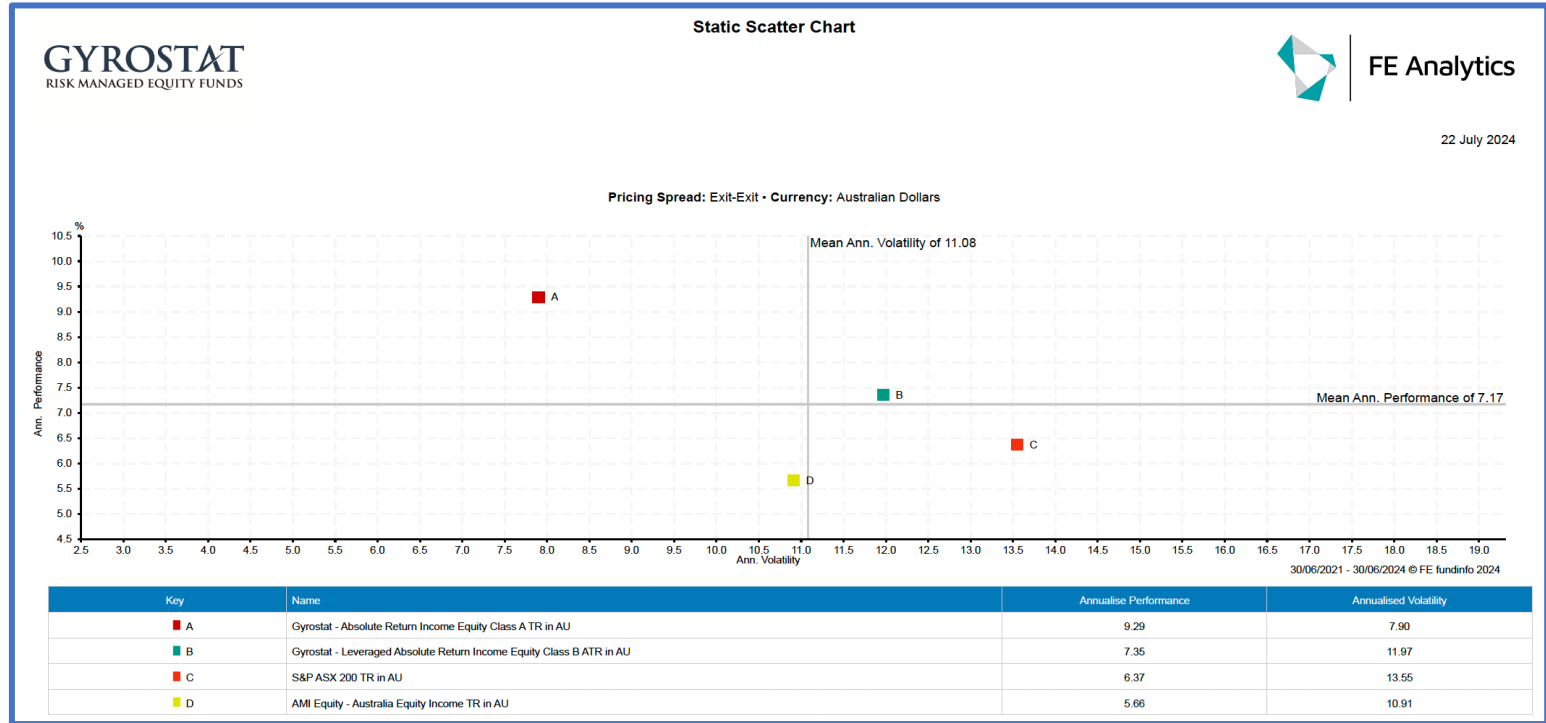
Consistent non correlated returns in all market conditions – 3Y + 9.26% pa*

* Class A to 30 June 2024

From existing portfolio replace a beta 1 Australian equities allocation with Gyrostat class A to meet lower risk retirement client needs

Gyrostat Risk Managed Equity Fund

How does Gyrostat compare - 3 years – lower volatility and consistent returns



Gyrostat Risk Managed Equity Fund

Portfolio construction – applying our strategy

What are the capital losses drawdown exposures embedded in your portfolio?

Gyrostat Class A performance compared with worst 5 quarters from the ASX accumulation index (since Fund inception December 2010).

Period	ASX accumulation return	Gyrostat Class A return
Apr - Jun 2022	-11.90%	8.70%
Jan - Mar 2020	-23.10%	9.22%
Oct - Dec 2018	-8.24%	4.18%
Jul - Sep 2015	-6.58%	-0.26%
Jul - Sep 2011	-8.17%	1.29%

Stock specific protection reliably increases in value on share price falls.

Gyrostat Risk Managed Equity Fund

Our history

Our DNA was formed by the lessons of the:

- 1990s economic *boom*
- 1997 Asian Financial *Crisis*
- the 1990's internet *boom*
- 2000 Tech *crash*
- the early 2000s *boom*
- 2007 Global Financial *Crisis*
- the challenges posed by the 2020 Covid market *falls*

The idea that “in the long run” markets will recover offers little comfort for many investors, particularly pre- and post-retirees.



Gyrostat Risk Managed Equity Fund

Diversification requires non correlated assets to be effective

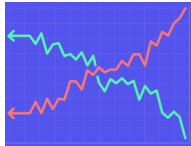
Gyrostat Risk Managed Equity Fund: Classes A & B have:



Downside protection always in place



Regular income, designed to increase in value on major market falls



Returns are non-correlated with the market providing portfolio diversification benefits such as lower risk, higher risk-adjusted returns, and reduced exposure to market shocks

Class A has downside protection always in place, regular income, and is designed to increase in value on major market falls.

Class B is a leveraged version with a greater focus on returns.

Gyrostat Risk Managed Equity Fund

Diversification requires non correlated assets to be effective



Returns to
30th June 2024

Class A: 3Yr + 9.26% pa
Class B: 3Yr + 7.32% pa



Non Correlation
30th June 2024

Class A: 3Yr β -0.17
Class B: 3Yr β -0.24
(β vs XJ0)



Max quarterly loss
2 Year to 30th June 2024

Class A: -1.26%*
Class B: -0.79%

*13 year track record
no quarterly downside losses > 3%

Gyrostat Risk Managed Equity Fund

How does Gyrostat construct its Portfolio?

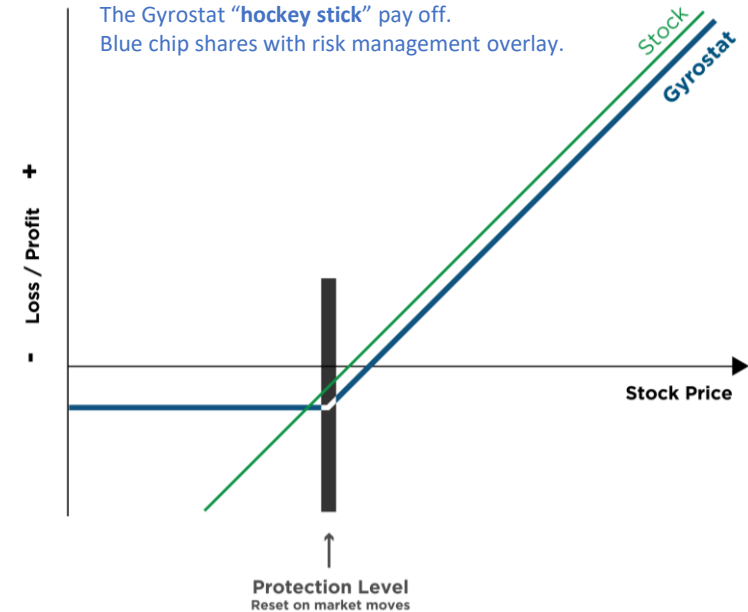
There are 3 steps in our risk management investment approach:

- a. **Buy** stock [approx. 95% capital deployed in stock]
- b. **Set** risk management overlay [approx; 5% capital]
- c. **Re-set** dynamic risk managed overlay with market moves

ASX 20 stocks and index with protection at stock specific level

Two dimensional pay-off with capital at risk within pre-defined risk tolerance

Protection reliably increases in value on stock price falls



Gyrostat Risk Managed Equity Fund

Portfolio structure to address uncertainty – not predictions

Investors who include non-correlated assets generate smoother returns in a broad range of market scenarios (not just rising markets)

This is why we structure our portfolio with protection always in place for each stock holding – protection which reliably increases in value on market falls.

Our biggest investment regrets are often our inactions, not our actions, particularly where the consequences of failing to act threaten your lifestyle.



Gyrostat Risk Managed Equity Fund

Our edge – taking advantage of the inherent fluctuations in stock prices

Times are uncertain.

- We're seeing high stock market valuations in a bull market.
- High debt levels provide liquidity to drive momentum but elevate default risks.
- The price of protection remains near historic lows despite rising geopolitical tensions.
- Uncertainty over the timing of interest rate cuts given inflation still not controlled.



Gyrostat Risk Managed Equity Fund

Our edge – taking advantage of the inherent fluctuations in stock prices

With our approach we do not need to debate conflicting market views, it is the differing market predictions and general uncertainty that generates our returns

Our investment strategy takes advantage of the inherent fluctuations in stock prices



Gyrostat Risk Managed Equity Fund

Portfolio construction – applying our strategy

Many investors misunderstand what is required to structure an effective diversified portfolio.

Diversification needs non-correlated assets to be effective.

Asset spread/multiple managers not enough.



Gyrostat Risk Managed Equity Fund

Portfolio construction – applying our strategy

What is your ‘risk’ appetite?

Lower volatility: Loss aversion increases with age and retirement.

Gyrostat track record –

- consistent with guidance and objectives.
- non correlated with market designed to reliably increase in value on market falls.

Providing diversification benefits as a robust building block in your portfolio.



Gyrostat Risk Managed Equity Fund

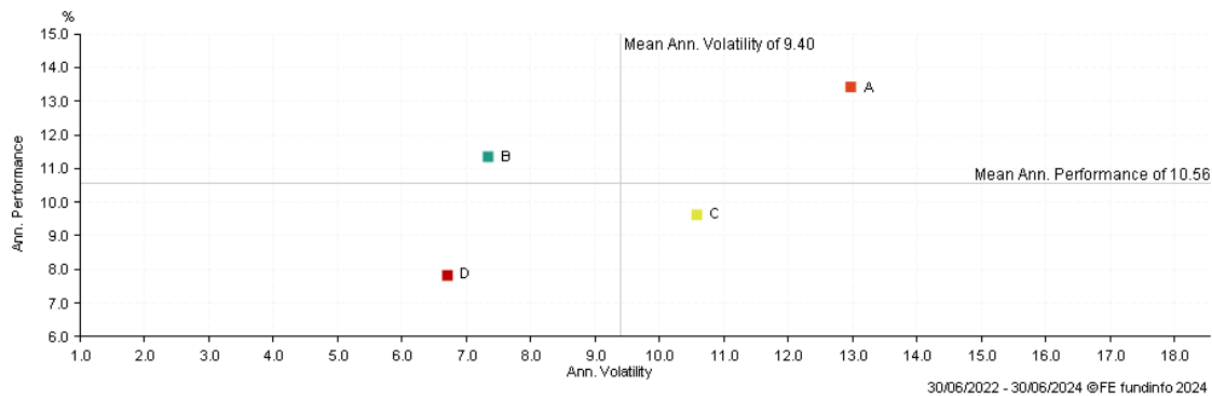
How does Gyrostat compare - 2 years

Static Scatter Chart



22 July 2024 07:36:07

Pricing Spread: Exit-Exit • Currency: Australian Dollars



Key	Name	Annualised Performance	Annualised Volatility
A	S&P ASX 200 TR in AU	13.43	12.97
B	Gyrostat - Leveraged Absolute Return Income Equity Class B ATR in AU	11.35	7.34
C	AMI Equity - Australia Equity Income TR in AU	9.63	10.58
D	Gyrostat - Absolute Return Income Equity Class A TR in AU	7.83	6.71

Gyrostat Risk Managed Equity Fund

Portfolio construction – applying our strategy

What are the capital losses drawdown exposures embedded in your portfolio?

Gyrostat Class A performance compared with worst 5 quarters from the ASX accumulation index (since Fund inception December 2010).

Period	ASX accumulation return	Gyrostat Class A return
Apr - Jun 2022	-11.90%	8.70%
Jan - Mar 2020	-23.10%	9.22%
Oct - Dec 2018	-8.24%	4.18%
Jul - Sep 2015	-6.58%	-0.26%
Jul - Sep 2011	-8.17%	1.29%

Stock specific protection reliably increases in value on share price falls.

Gyrostat Risk Managed Equity Fund

Gyrostat team

The Gyrostat team has extensive experience and has been very stable:

- Craig Racine and Leo Tang from inception – December 2010
- Peter Clifton and Andrew Smith from 2014
- David Barwise from 2018
- Peter Keating from 2021

Background:

Craig Racine:	Investment, business development
Leo Tang:	Investment, systems, IT
Peter Keating:	Investment operations, finance
Peter Clifton:	Governance, strategy
Andrew Smith:	Compliance, strategy
David Barwise:	Legal, compliance

Distribution: Wayfarer Investment Partners - please contact Michael Baker or James Duck on 0439 276 484.

Gyrostat Risk Managed Equity Fund

Investors we can help

Our Class A and class B funds are designed for lower taxed investors who can use franking credits.

These investors include:

- Adviser dealer group retiree clients
- Self managed superannuation funds 'SMSFs
- Family offices (including charities and philanthropic trusts)

The Fund is offered to wholesale clients under Product Disclosure Statement dated 20 October 2022.

Gyrostat Risk Managed Equity Fund

In conclusion

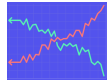
Gyrostat Risk Managed Equity Fund: Classes A & B have:



downside protection always in place



regular income, designed to increase in value on major market falls



returns are non-correlated with the market providing portfolio diversification benefits such as lower risk, higher risk-adjusted returns, and reduced exposure to market shocks



2Yr returns to 30th June 2024: Class A: + 7.78% pa
Class B: + 11.31% pa –leveraged version of A



Max quarterly loss 2 Year to 30th June 2024 Class A: -1.26%*
Class B: -0.79%

*13 year track record
no quarterly downside losses > 3%

The responsible entity for the Gyrostat Risk Managed Equity Fund (ARSN 651 853 799) (**Fund**) is One Managed Investment Funds Limited ACN 117 400 987 AFSL 297042 (**OMIFL**). The investment manager for the Fund is Gyrostat Capital Management Advisers Pty Ltd (ACN 168 737 246), a duly authorised representative of Gyrostat Capital Management Pty Ltd (ACN 138 219 002) (**GCM**).

The information provided in this document was not prepared by OMIFL but prepared by other parties. All of the commentary, statements of opinion and recommendations contain general advice only. This information does not take into account your investment objectives, particular needs or financial situation. You should seek independent financial advice.

The content of this document does not constitute an offer or solicitation to subscribe for units in the Funds or an offer to buy or sell any financial product. Accordingly, reliance should not be placed on this document as the basis for making an investment, financial or other decision.

Past performance is not a reliable indicator of future performance. Performance comparisons are provided purely for information purposes only and should not be relied upon. The information included in this document may include information that is predictive in character which may be affected by inaccurate assumptions or by known or unknown risks and uncertainties and may differ materially from results ultimately achieved.

Whilst all care has been taken in preparation of this document, neither OMIFL nor the Investment Manager give any representation or warranty as to the reliability, completeness or accuracy of the information contained in this document. Neither OMIFL nor the Investment Manager accepts liability for any inaccurate, incomplete or omitted information of any kind or any losses caused by using this information.

You should obtain and carefully consider the Product Disclosure Statement dated 20 October 2022 (**PDS**) and Target Market Determination (**TMD**) for the Fund before making any decision about whether to acquire, or continue to hold, an interest in the Fund. Applications for units in the Fund can only be made pursuant to the application form relevant to the Fund. A copy of the PDS, TMD and relevant application form may be obtained from <https://www.gyrostat.com.au/application-forms> or <https://www.oneinvestment.com.au/qyrostat>.